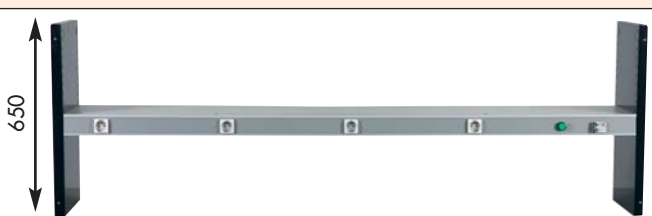







SHELVES

Thickness of uprights: 35 mm / Depth of shelves: 400 mm / Height adjustable level

	Lenght	Thermal magnetic CB	30mA resident current CB	Whitout plug
			Ref.	Ref.
	1200	L1G-120	L1G-120D	L1G-120N
	1500	L1G-150	L1G-150D	L1G-150N
	1800	L1G-180	L1G-180D	L1G-180N
	2000	L1G-200	L1G-200D	L1G-200N

	Lenght	Thermal magnetic CB	30mA resident current CB	Whitout plug
			Ref.	Ref.
	1200	L2G-120	L2G-120D	L2G-120N
	1500	L2G-150	L2G-150D	L2G-150N
	1800	L2G-180	L2G-180D	L2G-180N
	2000	L2G-200	L2G-200D	L2G-200N

	Lenght	Thermal magnetic CB	30mA resident current CB	Whitout plug
			Ref.	Ref.
	1200	TBG-120	TBG-120D	TBG-120N
	1500	TBG-150	TBG-150D	TBG-150N
	1800	TBG-180	TBG-180D	TBG-180N
	2000	TBG-200	TBG-200D	TBG-200N



ref. ET-ECL

LIGHTING OPTION

- Fluorescent light 18W with On/Off button
- Underneath the lowest level, when 2 levels

COLOR CHART

RAL 2008

RAL 6018

RAL 7016

RAL 7035

All others RAL available upon request

